

OCULAR
Home.





Charge with Vision

The Ocular Home EV Charging station combines a beautiful compact charging station with a class-leading LCD screen for live charging feedback so you can be confident in charging right every time

Move away from blank wall-boxes and start charging with vision.

Australian Owned



100% Australian-owned with Australian-based support. Be confident that your charging station is backed locally and that your warranty is held under Australian consumer laws.



OCULAR LTE Range

Product Specifications

- LCD screen
- Slim, LED Display, IK10 rating
- Smart Phone App (Plus only)
- RCD and 6mA protection inbuilt for electrical safety
- Installation Friendly
- Cable length: 6 Metre Extended Cable for Trucks
- Mounting: Wall and Pole
- Safeguarded: 2 Year Warranty
- Weatherproof: IP66 Rating
- Overload protection



Ocular LTE



Simple To Use, Always Reliable

The Ocular LTE has been designed to create a simple user experience without compromising on advanced technology.


Ocular has incorporated a LCD screen to show the live operating status at all times so you can rely on a fully charged car every morning. In combination with IP66 rating to protect against the Australian weather, the LTE is a home charger you can trust.

Simple To Use



The LTE home is a simple plug and play charger. With one simple step, you are charging your EV. Less hassle with all the reliability

Multiple Variations



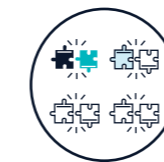
Choose either a universal charging station or purchase with a 6m Type 2 cable hardwired onto the unit. Available in both single and three-phase.

Easy to Install



Easily installed with the unit preconfigured. The electrician just needs to mount and connect it to the electricity board of a home.

Charge Every EV in Australia



Every EV in Australia is compatible with this EV charger, including Tesla. We understand that people don't keep the same EV forever and your EV charging solution should provide you with the flexibility to upgrade or add more EVs to your home.



SPECIFICATION

Input & Output	
Input voltage/Output voltage	AC 230V/400V
Input frequency	47~63Hz
Max. output power	7.6KW(1 Phase)/22KW(3 Phase)
Max. output current	32A
Charging interface type	IEC 62196-2, SAE J1772
Protection	
Over voltage protection	✓
Under voltage protection	✓
Overload Protection	✓
Short circuit protection	✓
Earth leakage protection	✓
Over-temp protection	✓
Lightning protection	✓
Function and Accessory	
Ethernet/WIFI/4G/Bluetooth	No
LCD	3.5-inch color display
RCD	Type A / type A+6mA DC
LED Indicator light	✓
Intelligent power adjustment	✓
RFID	Optional
Working environment	
Protection degree	IP66
Environment temperature	-40 C ~ +75 C
Relative humidity	0-95% non-condensing
Maximum altitude	<2000m
Cooling	Natural air cooling
Standby power consumption	<8W
Mechanical	
Dimension (W/H/D)	295/195/65mm
Weight	6KG
Mounting Accessories	
Wall-mounting bracket	✓
Ground-mounting pole	Optional
Certificate	
Certificate	CE, TUV, FCC, CSA, RoHS



Universal Socket



Tethered

SPECIFICATION

Input & Output	
Input voltage/Output voltage	AC 230V/400V
Input frequency	47~63Hz
Max. Output power	7.6KW(1 Phase)/22KW(3 Phase)
Max. Output current	32A
Charging interface type	IEC 62196-2, SAE J1772
Protection	
Over voltage protection	✓
Under voltage protection	✓
Overload Protection	✓
Short circuit protection	✓
Earth leakage protection	✓
Over-temp protection	✓
Lightning protection	✓
Function and Accessory	
Ethernet/WIFI/4G/Bluetooth	No
LCD	3.5-inch color display
RCD	Type A / type A+6mA DC
LED Indicator light	✓
Intelligent power adjustment	✓
RFID	Optional
Cable	6m length
Working environment	
Protection degree	IP66
Environment temperature	-40 C ~ +75 C
Relative humidity	0-95% non-condensing
Maximum altitude	<2000m
Cooling	Natural air cooling
Standby power consumption	<8W
Mechanical	
Dimension (W/H/D)	295/195/65mm
Weight	8KG
Mounting Accessories	
Wall-mounting bracket	✓
Ground-mounting pole	Optional
Certificate	
Certificate	CE, TUV, FCC, CSA, RoHS



Ocular LTE Plus

Control your Charging



The Ocular LTE Plus is the next generation of EV charging for homes. Its Intelligent smartphone app makes it easy to understand energy consumption when charging.

You'll see charging sessions across the day and the amount of energy that's being used. Take full control of your charge by adjusting the charge by time of day. It's the ultimate way to maximise your use of green energy and lower charging costs.

Be Informed



With an easy to use app, you will stay updated on your charging session and get up to date data your live and past charging sessions.

Easy to Install



Easily installed with the unit preconfigured. The electrician just needs to mount and connect it to the electricity board of a home.

Schedule Charging




Plug and forget with an optimised WWcharging schedule. Adjust this at any time to make the most of your energy use.

Save Money



Take advantage of off-peak energy rates or utilise solar power and save money. Personalise a charging schedule to run an EV with the lowest costs possible.



SPECIFICATION

Input & Output	
Input voltage/Output voltage	AC 230V/400V
Input frequency	47~63Hz
Max. output power	7.6KW(1 Phase)/22KW(3 Phase)
Max. output current	32A
Charging interface type	IEC 62196-2, SAE J1772
Protection	
Over voltage protection	✓
Under voltage protection	✓
Overload Protection	✓
Short circuit protection	✓
Earth leakage protection	✓
Over-temp protection	✓
Lightning protection	✓
Function and Accessory	
Ethernet/WIFI/4G/Bluetooth	No
LCD	3.5-inch color display
RCD	Type A / type A+6mA DC
LED Indicator light	✓
Intelligent power adjustment	✓
RFID	Optional
Working environment	
Protection degree	IP66
Environment temperature	-40 C ~ +75 C
Relative humidity	0-95% non-condensing
Maximum altitude	<2000m
Cooling	Natural air cooling
Standby power consumption	<8W
Mechanical	
Dimension (W/H/D)	295/195/65mm
Weight	6KG
Mounting Accessories	
Wall-mounting bracket	✓
Ground-mounting pole	Optional
Certificate	
Certificate	CE, TUV, FCC, CSA, RoHS



APP CONTROL PAGE INTRODUCTION



Remote Control by APP

Start or stop charging via Bluetooth



Firmware Update

Make app version upgrades



Charging History Record

Query charging history anytime, anywhere



Charging Time Setting

Freely set the charging time and duration



Want to know more?

More information on:
www.ocularcharging.com.au

Contact us: sales@ocularcharging.com.au
1300 912 650



OCULAR

Thank you.